


# PULSAR GLITCHES



## AND NEUTRON STARS STRUCTURE

Marco Antonelli

Supervisor: Prof. P. M. Pizzochero

PhD School in Physics of Università degli Studi di Milano

First-Year students Workshop , 12 Oct. 2015

# What is a **PULSAR** ?

## - **Astronomical object:**

A regular & intermittent radio signal (from a point source inside our Milky Way)...

...pulsation periods from  $\sim 0.03$  s to  $\sim 10$  s... but can be shorter!

## - **First observed in 1967 (playful name of LGM-1)**

“...a series of pulses lasting 0.3 s with a repetition period of  $\sim 1.4$  s...”

J. Bell @ Cambridge, 1966

## Observation of a Rapidly Pulsating Radio Source

by

A. HEWISH  
S. J. BELL  
J. D. H. PILKINGTON  
P. F. SCOTT  
R. A. COLLINS

Mullard Radio Astronomy Observatory,  
Cavendish Laboratory,  
University of Cambridge

In July 1967, a large radio telescope operating at a frequency of 81.5 MHz was brought into use at the Mullard Radio Astronomy Observatory. This instrument was designed to investigate the angular structure of compact radio sources by observing the scintillation caused by the irregular structure of the interplanetary medium<sup>1</sup>. The initial survey includes the whole sky in the declination range  $-08^\circ < \delta < 44^\circ$  and this area is scanned once a week. A large fraction of the sky is thus under regular surveillance. Soon after the instrument was brought into

Unusual signals from pulsating radio sources have been recorded at the Mullard Radio Astronomy Observatory. The radiation seems to come from local objects within the galaxy, and may be associated with oscillations of white dwarf or neutron stars.

of three others having remarkably similar properties which suggests that this type of source may be relatively common at a low flux density. A tentative explanation of these unusual sources in terms of the stable oscillations of white dwarf or neutron stars is proposed.

### Position and Flux Density

The aerial consists of a rectangular array containing 2,048 full-wave dipoles arranged in sixteen rows of 128 elements. Each row is 470 m long in an E.-W. direction.



# What is a **PULSAR** ?

## - **Astronomical object:**

A regular & intermittent radio signal (from a point source inside our Milky Way)...

...pulsation periods from  $\sim 0.03$  s to  $\sim 10$  s... but can be shorter!

## - **First observed in 1967 (playful name of LGM-1)**

“...a series of pulses lasting 0.3 s with a repetition period of  $\sim 1.4$  s...”

J. Bell @ Cambridge, 1966

## Observation of a Rapidly Pulsating Radio Source

by

A. HEWISH  
S. J. BELL  
J. D. H. PILKINGTON  
P. F. SCOTT  
R. A. COLLINS

Mullard Radio Astronomy Observatory,  
Cavendish Laboratory,  
University of Cambridge

Unusual signals from pulsating radio sources have been recorded at the Mullard Radio Astronomy Observatory. The radiation seems to come from local objects within the galaxy, and may be associated with oscillations of white dwarf or neutron stars.

In July 1967, a large radio telescope operating at a frequency of 81.5 MHz was brought into use at the Mullard Radio Astronomy Observatory. This instrument was designed to investigate the angular structure of compact radio sources by observing the scintillation caused by the irregular structure of the interplanetary medium<sup>1</sup>. The initial survey includes the whole sky in the declination range  $-08^\circ < \delta < 44^\circ$  and this area is scanned once a week. A large fraction of the sky is thus under regular surveillance. Soon after the instrument was brought into

of three others having remarkably similar properties which suggests that this type of source may be relatively common at a low flux density. A tentative explanation of these unusual sources in terms of the stable oscillations of white dwarf or neutron stars is proposed.

### Position and Flux Density

The aerial consists of a rectangular array containing 2,048 full-wave dipoles arranged in sixteen rows of 128 elements. Each row is 470 m long in an E.-W. direction



# What is a **PULSAR** ?

...a cosmic lighthouse!

**Coherence + brightness + fast P → small objects !**

**- vibrating/rotating WD ?**

excluded by the very short periods:  $P^2 \sim 1/G\rho$

**- vibrating NS ?**

excluded by pulsar-timing data: P increasing with time

**- BH accretion ?** No regular pulses...

**SOLUTION: pulsars are strongly magnetized ROTATING neutrons stars**

1969 - Pacini: "Energy Emission from a Neutron Star" → Lighthouse model

**Ideas:** Very intense dipolar  $B \sim 10^{15} \text{ G}$

Intense radiation beams from polar caps → detected pulses

Misalignment with the rotation axis

P slightly increases due to EM emission

...but some aspects of the RADIO emission mechanism are still quite mysterious !

# What is a **PULSAR** ?

...a cosmic lighthouse!

**Coherence + brightness + fast P → small objects !**

**- vibrating/rotating WD ?**

excluded by the very short periods:  $P^2 \sim 1/G\rho$

**- vibrating NS ?**

excluded by pulsar-timing data: P increasing with time

**- BH accretion ?** No regular pulses...

**SOLUTION: pulsars are strongly magnetized ROTATING neutrons stars**

1969 - Pacini: "Energy Emission from a Neutron Star" → Lighthouse model

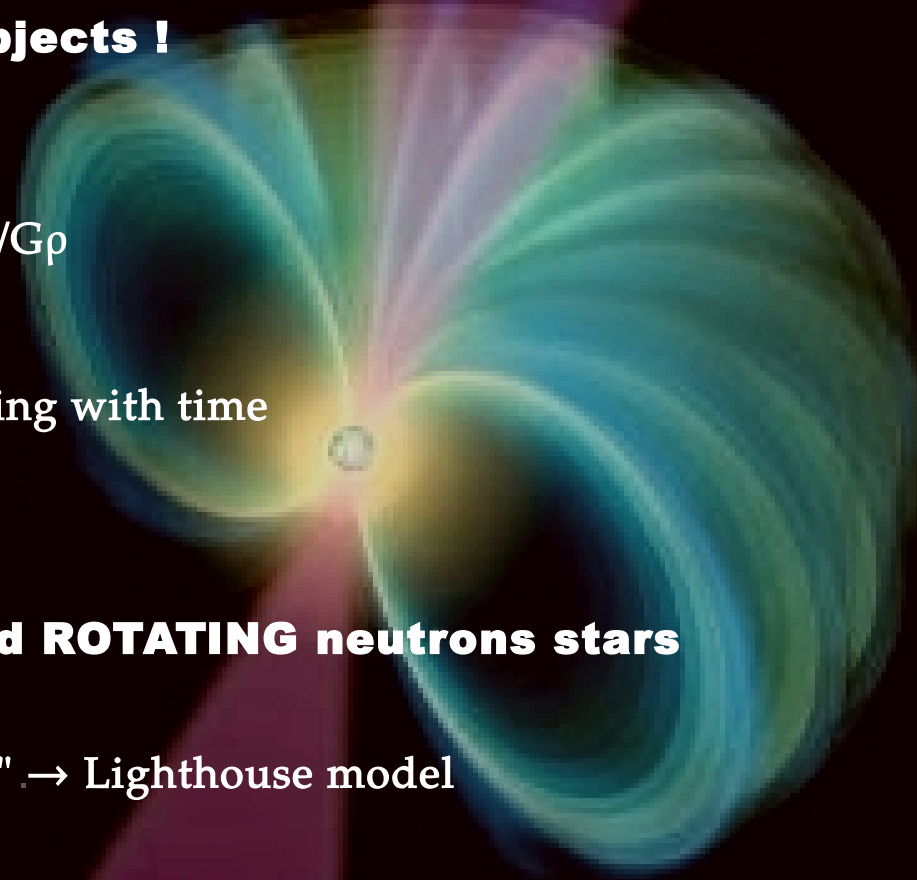
**Ideas:** Very intense dipolar  $B \sim 10^{15} \text{ G}$

Intense radiation beams from polar caps → detected pulses

Misalignment with the rotation axis

P slightly increases due to EM emission

...but some aspects of the RADIO emission mechanism are still quite mysterious !



# What is a **PULSAR** ?

**Coherence + brightness + fast P → small objects !**

- **vibrating/rotating WD ?**

excluded by the very short periods:  $P^2 \sim 1/G\rho$

- **vibrating NS ?**

excluded by pulsar-timing data: P increasing with time

- **BH accretion ?** No regular pulses...

**SOLUTION: pulsars are strongly magnetized ROTATING neutrons stars**

1969 - Pacini: "Energy Emission from a Neutron Star" → Lighthouse model

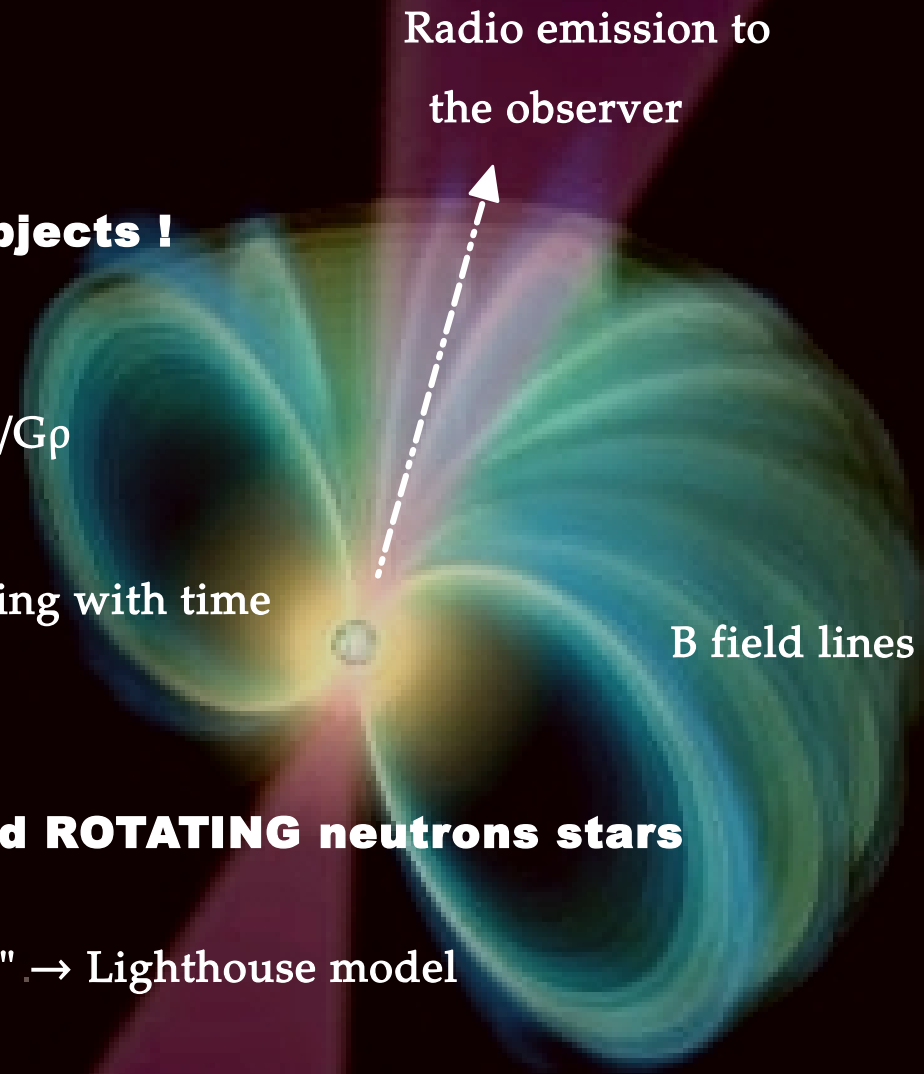
**Ideas:** Very intense dipolar  $B \sim 10^{15} \text{ G}$

Intense radiation beams from polar caps → detected pulses

Misalignment with the rotation axis

P slightly increases due to EM emission

...but some aspects of the beamed emission mechanism are still mysterious !

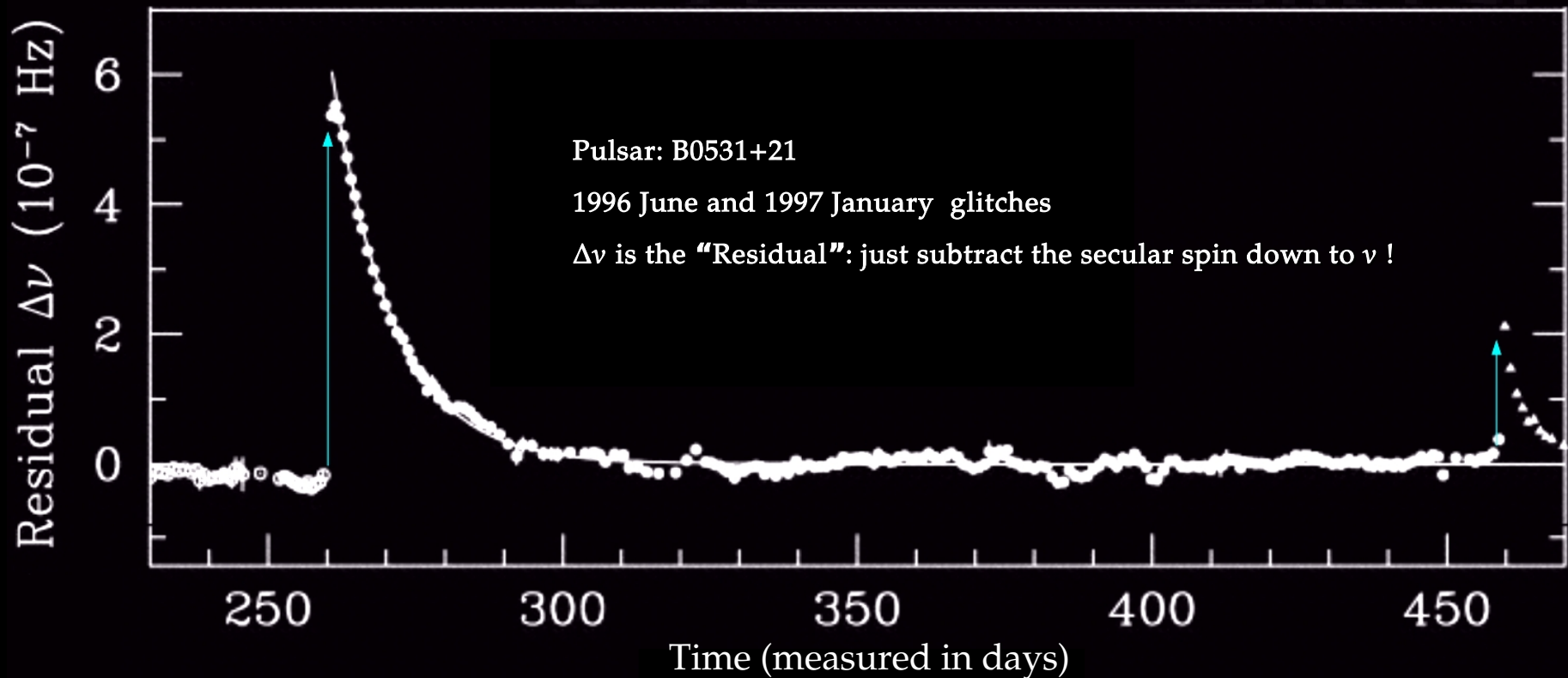


# What is a **GLITCH** ?

The pulsar (well, the NS...) rotation is braking...

We expect a regular and (very) slow quasi-linear spin down...

...and we observe it, **BUT SOMETIMES...**

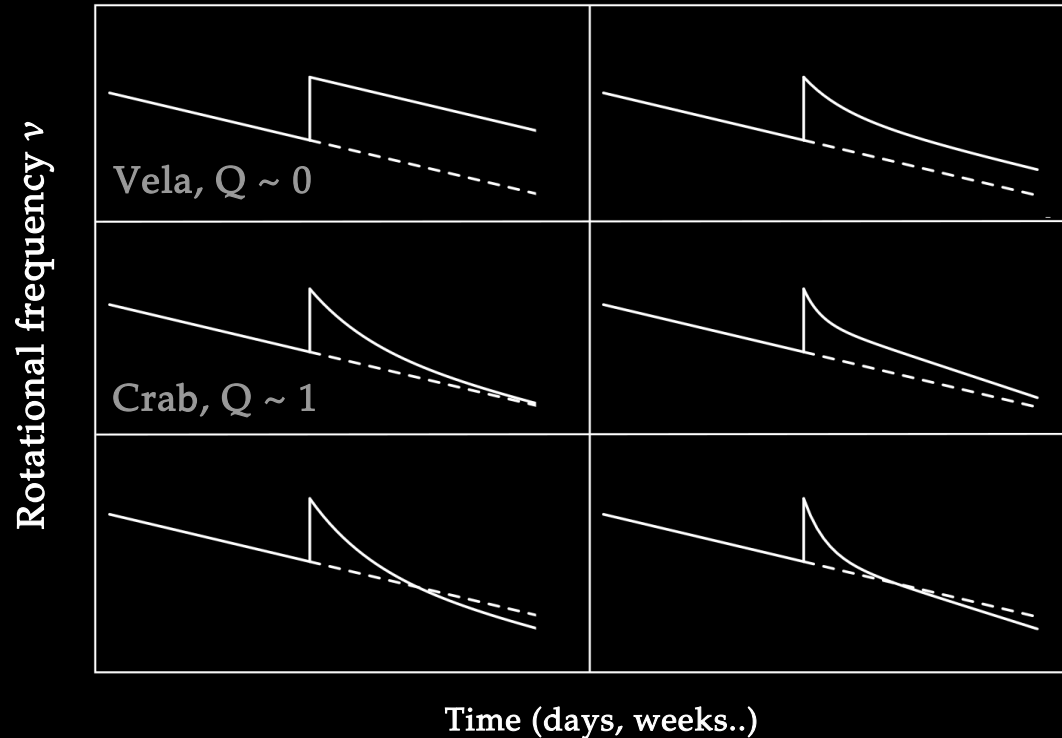


**...THE PULSAR IS FOUND TO PULSE (a little bit) MORE RAPIDLY THAN BEFORE !**

( i.e. the rotational angular velocity of the underlying NS suddenly increases )

# Glitch recoveries

diverse phenomenology and range of timescales



**Schematic illustration of observed glitch recoveries:**

- Relaxation time from days to months
- Healing parameter  $Q$
- Possible permanent change in the spin down rate
- Best resolution: spin up in less than a minute



# Two famous **PULSARS**

Vela: B0833-45

Distance: ~ 950 ly

## - **VELA:**

$P \sim 0.09 \text{ s} \leftrightarrow \nu \sim 11 \text{ Hz}$

$P1 \sim 1.2 \cdot 10^{-13} \leftrightarrow \nu1 \sim -1.5 \cdot 10^{-11} \text{ Hz/s}$

#glitches: 17 since 28-02-'69

Typical glitch:  $\Delta\nu \sim 10^{-6} \nu$ ,  $\Delta\nu1 \sim 10^{-2} \nu1$

Relaxation time ~ months,  $Q \sim 5\%$

The discovery of these pulsars confirmed the predictions of Baade and Zwicky 35 years earlier that neutron stars are the compact remnants of supernova explosions.

Crab: B0531+21

Distance: ~ 6520 ly

## - **CRAB:**

Discovered little after "LGM-1" in the remnant of SN-1054

Confirmed the link to supernovae

→ First observational clue for "pulsars as rotating NSs" !


$P \sim 0.03 \text{ s} \leftrightarrow \nu \sim 33 \text{ Hz}$

$P1 \sim 3.4 \cdot 10^{-12} \leftrightarrow \nu1 \sim -3.7 \cdot 10^{-10} \text{ Hz/s}$  (young!)

#glitches: 25 since 27-09-'69

Typical glitch:  $\Delta\nu \sim 10^{-9} \nu$ ,  $\Delta\nu1 \sim 10^{-2} \nu1$

Relaxation time ~ weeks,  $Q \sim 90\%$



# Two famous **PULSARS**

Vela: B0833-45

Distance: ~ 950 ly



## - VELA:

$P \sim 0.09 \text{ s} \leftrightarrow \nu \sim 11 \text{ Hz}$

$P1 \sim 1.2 \cdot 10^{-13} \leftrightarrow \dot{\nu}1 \sim -1.5 \cdot 10^{-11} \text{ Hz/s}$

#glitches: 17 since 28-02-'69


Typical glitch:  $\Delta\nu \sim 10^{-6} \nu$ ,  $\Delta\dot{\nu}1 \sim 10^{-2} \dot{\nu}1$

Relaxation time ~ months,  $Q \sim 5\%$

**The discovery of these pulsars confirmed the predictions of Baade and Zwicky 35 years earlier that neutron stars are the compact remnants of supernova explosions.**

Crab: B0531+21

Distance: ~ 6520 ly



## - CRAB:

Discovered little after "LGM-1" in the remnant of SN-1054

Confirmed the link to supernovae

→ First observational clue for "pulsars as rotating NSs" !

$P \sim 0.03 \text{ s} \leftrightarrow \nu \sim 33 \text{ Hz}$

$P1 \sim 3.4 \cdot 10^{-12} \leftrightarrow \dot{\nu}1 \sim -3.7 \cdot 10^{-10} \text{ Hz/s}$  (young!)

#glitches: 25 since 27-09-'69

Typical glitch:  $\Delta\nu \sim 10^{-9} \nu$ ,  $\Delta\dot{\nu}1 \sim 10^{-2} \dot{\nu}1$

Relaxation time ~ weeks,  $Q \sim 90\%$

...the effect seems small but... **Vela GIANT GLITCHES!**

**Glitch amplitude:**  $\Delta\nu / \nu \sim 10^{-6} \rightarrow \Delta\nu \sim 10^{-5} \text{ Hz}$

**Moment of inertia:**  $(M \sim M_{\odot} + R \sim 10 \text{ km}) \rightarrow I \sim 10^{45} \text{ g cm}^2$

$\Delta E_{\text{rot}} = 4\pi^2 I \nu \Delta\nu \sim 10^{43} \text{ erg} \sim L_{\odot} \text{ 100 yr}$

The energy released (as kinetic energy of the rotation) during a giant glitch is as large as the energy radiated by the Sun in  $\sim 100 \text{ yr}$ !

This rules out the possibility that the spin up follows a change in  $I$ .

There must be an angular momentum transfer...

...but “glitchers” are isolated objects  $\rightarrow$  INTERNAL MECHANISM !

Key point: to describe glitches we need that a NS is comprised of (at least) two components that exchange angular momentum.



...the effect seems small but... **Vela GIANT GLITCHES!**

Glitch amplitude:  $\Delta\nu / \nu \sim 10^{-6} \rightarrow \Delta\nu \sim 10^{-5} \text{ Hz}$

Moment of inertia:  $(M \sim M_{\odot} + R \sim 10 \text{ km}) \rightarrow I \sim 10^{45} \text{ g cm}^2$

$\Delta E_{\text{rot}} = 4\pi^2 I \nu \Delta\nu \sim 10^{43} \text{ erg} \sim L_{\odot} \text{ 100 yr}$

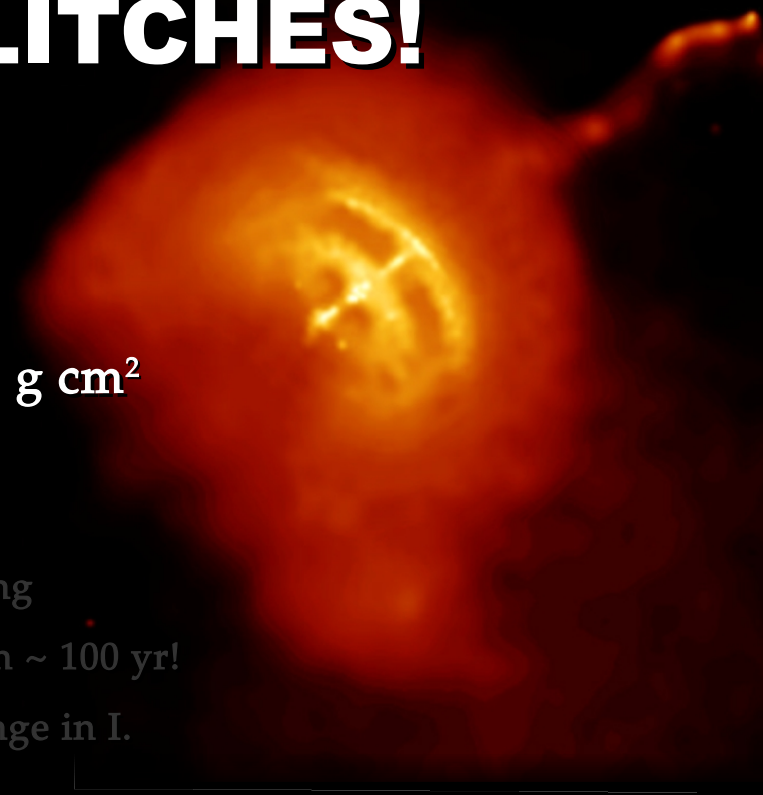
The energy released (as kinetic energy of the rotation) during a giant glitch is as large as the energy radiated by the Sun in  $\sim 100 \text{ yr}$ !

This rules out the possibility that the spin up follows a change in  $I$ .

There must be an angular momentum transfer...

...but “glitchers” are isolated objects  $\rightarrow$  INTERNAL MECHANISM !

Key point: to describe glitches we need that a NS is comprised of (at least) two components that exchange angular momentum.



...the effect seems small but... Vela **GIANT GLITCHES!**

Glitch amplitude:  $\Delta\nu / \nu \sim 10^{-6} \rightarrow \Delta\nu \sim 10^{-5} \text{ Hz}$

Moment of inertia:  $(M \sim M_{\odot} + R \sim 10 \text{ km}) \rightarrow I \sim 10^{45} \text{ g cm}^2$

$\Delta E_{\text{rot}} = 4\pi^2 I \nu \Delta\nu \sim 10^{43} \text{ erg} \sim L_{\odot} \text{ 100 yr}$

The energy released (as kinetic energy of the rotation) during a giant glitch is as large as the energy radiated by the Sun in  $\sim 100 \text{ yr!}$

This rules out the possibility that the spin up follows a change in  $I$ .

There must be an angular momentum transfer...

...but “glitchers” are isolated objects  $\rightarrow$  INTERNAL MECHANISM !

Key point: to describe glitches we need that a NS is comprised of (at least) two components that exchange angular momentum.



...the effect seems small but... **Vela GIANT GLITCHES!**

Glitch amplitude:  $\Delta\nu / \nu \sim 10^{-6} \rightarrow \Delta\nu \sim 10^{-5} \text{ Hz}$

Moment of inertia:  $(M \sim M_{\odot} + R \sim 10 \text{ km}) \rightarrow I \sim 10^{45} \text{ g cm}^2$

$\Delta E_{\text{rot}} = 4\pi^2 I \nu \Delta\nu \sim 10^{43} \text{ erg} \sim L_{\odot} \text{ 100 yr}$

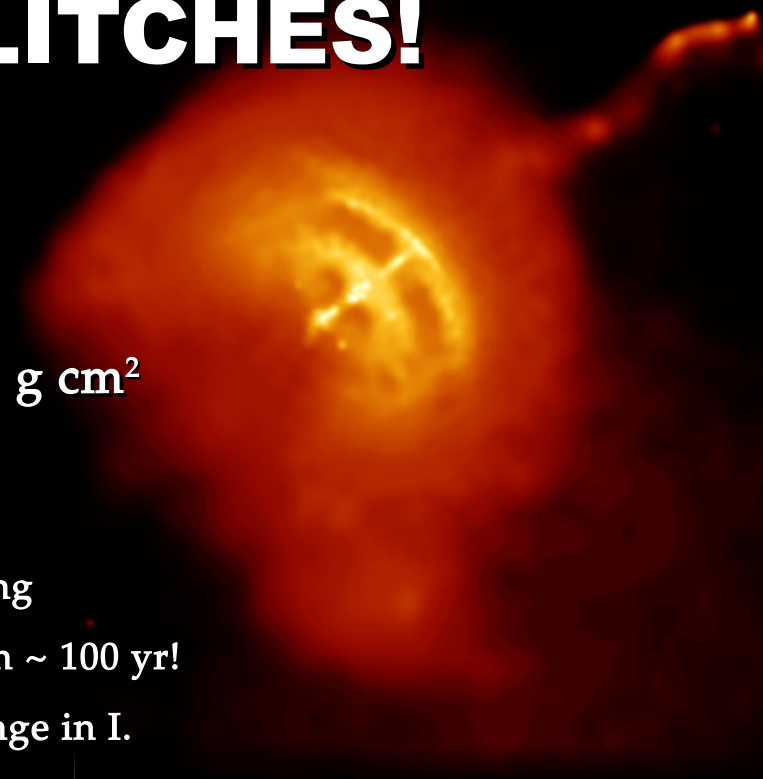
The energy released (as kinetic energy of the rotation) during a giant glitch is as large as the energy radiated by the Sun in  $\sim 100 \text{ yr!}$

This rules out the possibility that the spin up follows a change in  $I$ .

There must be an angular momentum transfer...

...but “glitchers” are isolated objects  $\rightarrow$  INTERNAL MECHANISM !

Key point: to describe glitches we need that a NS is comprised of (at least) two components that exchange angular momentum.



...the effect seems small but... Vela **GIANT GLITCHES!**

Glitch amplitude:  $\Delta\nu / \nu \sim 10^{-6} \rightarrow \Delta\nu \sim 10^{-5}$  Hz

Moment of inertia: ( $M \sim M_{\odot} + R \sim 10$  km)  $\rightarrow I \sim 10^{45}$  g cm<sup>2</sup>

$\Delta E_{\text{rot}} = 4\pi^2 I \nu \Delta\nu \sim 10^{43}$  erg  $\sim L_{\odot}$  100 yr

The energy released (as kinetic energy of the rotation) during a giant glitch is as large as the energy radiated by the Sun in  $\sim 100$  yr!

This rules out the possibility that the spin up follows a change in I.

There must be an angular momentum transfer...

...but “glitchers” are isolated objects  $\rightarrow$  INTERNAL MECHANISM !

Key point: to describe glitches we need that a NS is comprised of (at least) two components that exchange angular momentum.

**Which part of the neutron star provides the angular momentum to spin-up the crust ?**

**Can we identify the (two?) components ?**

...the effect seems small but... Vela **GIANT GLITCHES!**

Glitch amplitude:  $\Delta\nu / \nu \sim 10^{-6} \rightarrow \Delta\nu \sim 10^{-5}$  Hz

Moment of inertia: ( $M \sim M_{\odot} + R \sim 10$  km)  $\rightarrow I \sim 10^{45}$  g cm<sup>2</sup>

$\Delta E_{\text{rot}} = 4\pi^2 I \nu \Delta\nu \sim 10^{43}$  erg  $\sim L_{\odot}$  100 yr

The energy released (as kinetic energy of the rotation) during a giant glitch is as large as the energy radiated by the Sun in  $\sim 100$  yr!

This rules out the possibility that the spin up follows a change in I.

There must be an angular momentum transfer...

...but “glitchers” are isolated objects  $\rightarrow$  INTERNAL MECHANISM !

Key point: to describe glitches we need that a NS is comprised of (at least) two components that exchange angular momentum.

**Which part of the neutron star provides the angular momentum to spin-up the crust ?**

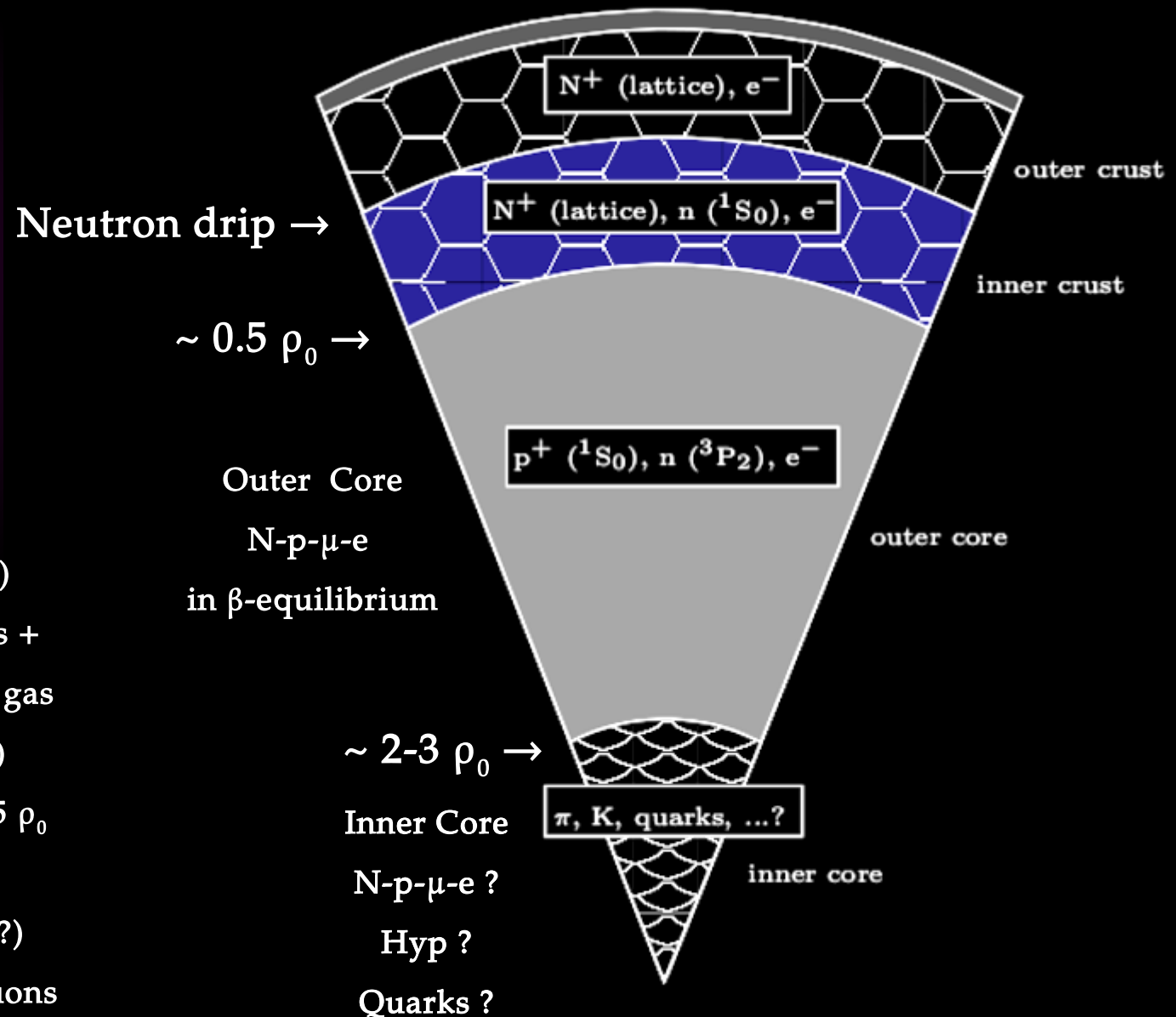
**Can we identify the (two?) components ?**



# Neutron star's **STRUCTURE** (without details!)

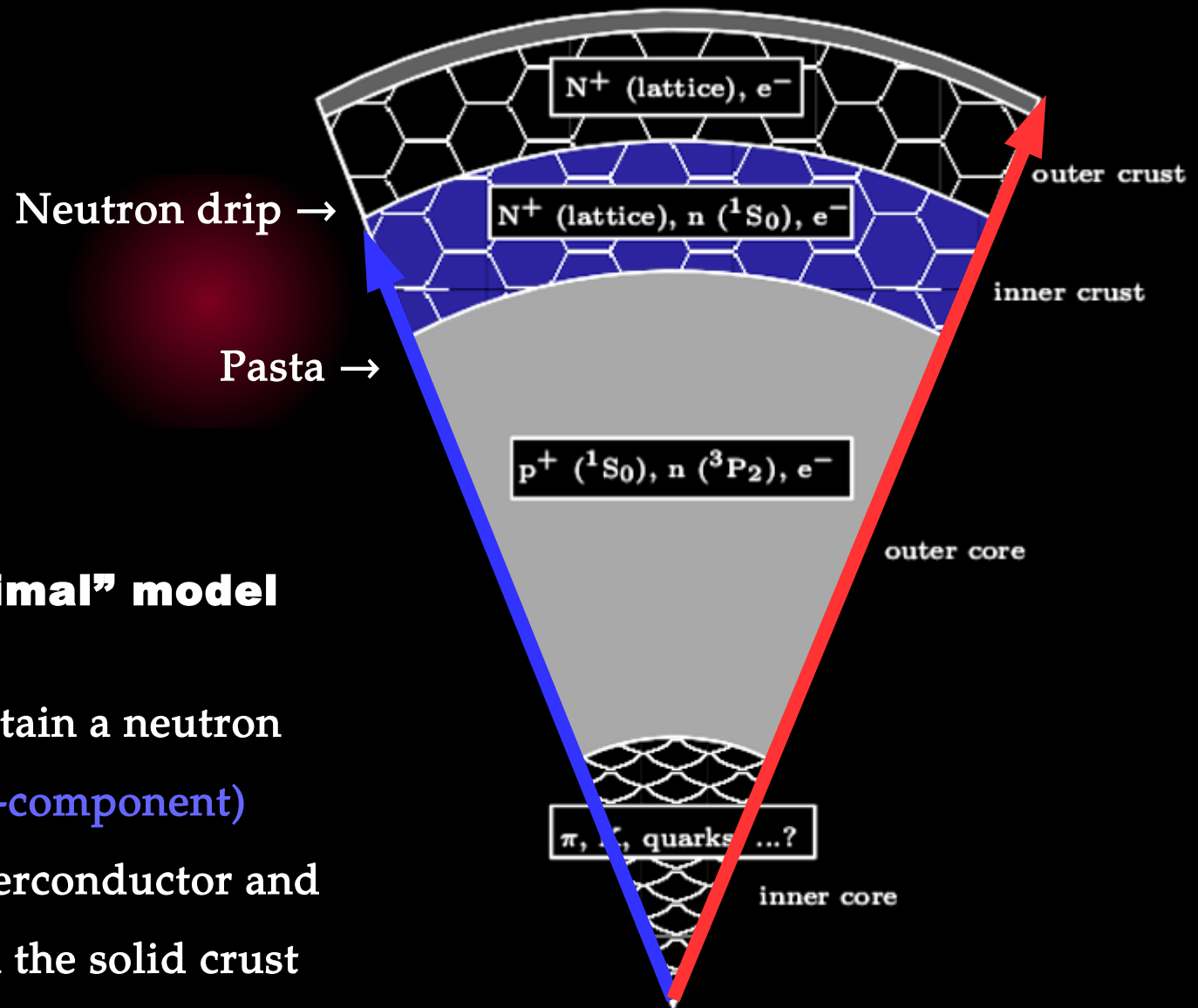
M ~1-2 solar mass  
 compressed inside a radius  
 of about 10 km, a NS  
 represents much extreme  
 physics that cannot be tested  
 in the laboratory.

- Relativistic electrons (fluid)
- Inner crust: lattice heavy ions +  
 electron and dripped neutron gas  
 (crustal superfluid S-wave)
- Pasta phase transition at  $\sim 0.5 \rho_0$
- Core: n superfluid and p  
 superconductor (type I or II?)
- And relativistic electrons + muons



# Neutron star's **STRUCTURE** (without details!)

M ~1-2 solar mass  
compressed inside a radius  
of about 10 km, a NS  
represents much extreme  
physics that cannot be tested  
in the laboratory.



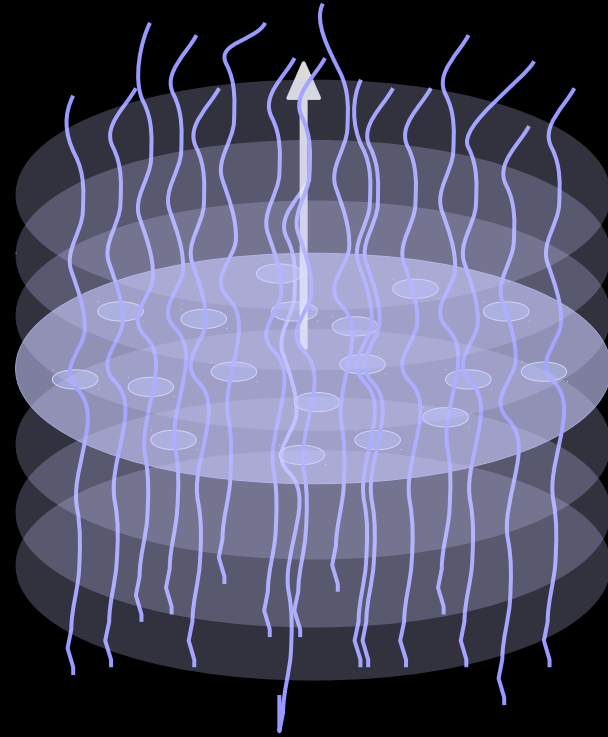
## Two component “minimal” model

The inner crust & core contain a neutron  
superfluid (superfluid n-component)

Everything else (proton superconductor and  
electron gas) is locked with the solid crust  
into the magnetic field (rigid p-component)

# Key ingredients in **GLITCH MODELS**

A superfluid in a spinning bucket creates an array of vortex lines that are parallel with the rotation axis

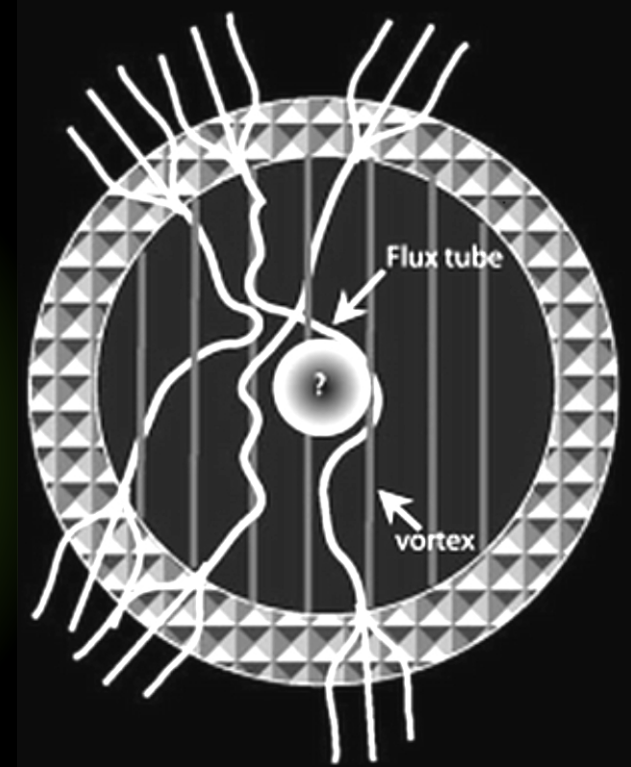


Each vortex line produces a microscopic irrotational velocity field...you can have macroscopic rotation but the domain of the velocity field is no more simply connected!

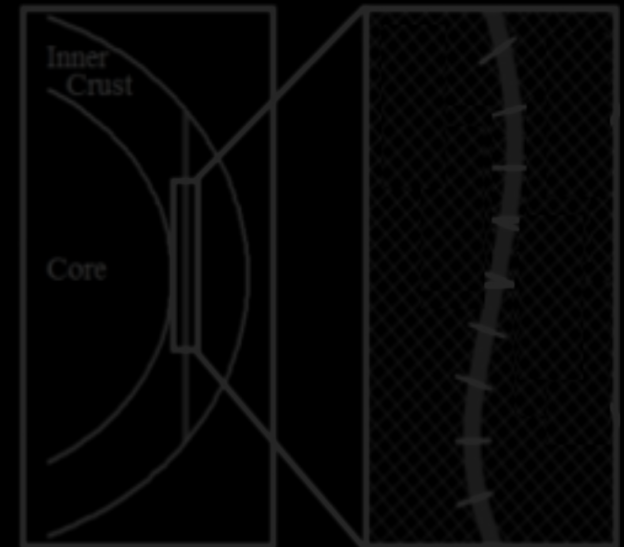
# Key ingredients in **GLITCH MODELS**

A superfluid in a spinning bucket creates an array of vortex lines that are parallel with the rotation axis

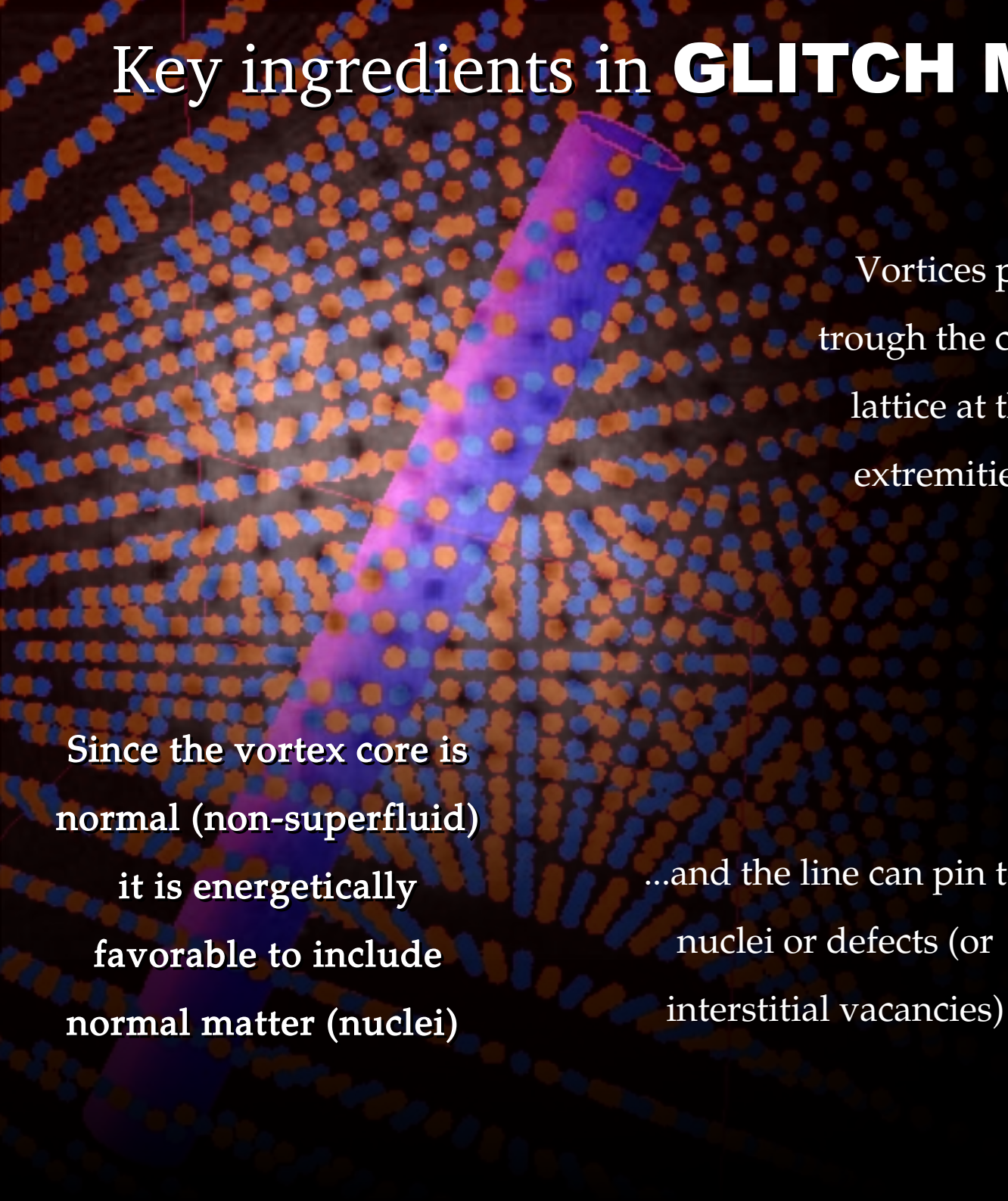
Neutron star  $\rightarrow$  is a complicated system but the analogy is stringent: the angular momentum of n-component is stored in vortex lines. Vortex lines cannot end into the bulk (Kelvin theorem)



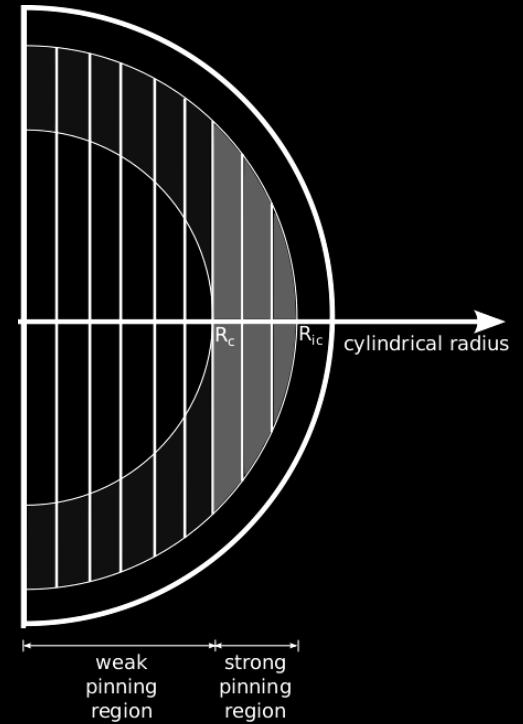
A vortex line can pin to nuclei or defects in the crustal lattice



# Key ingredients in **GLITCH MODELS**

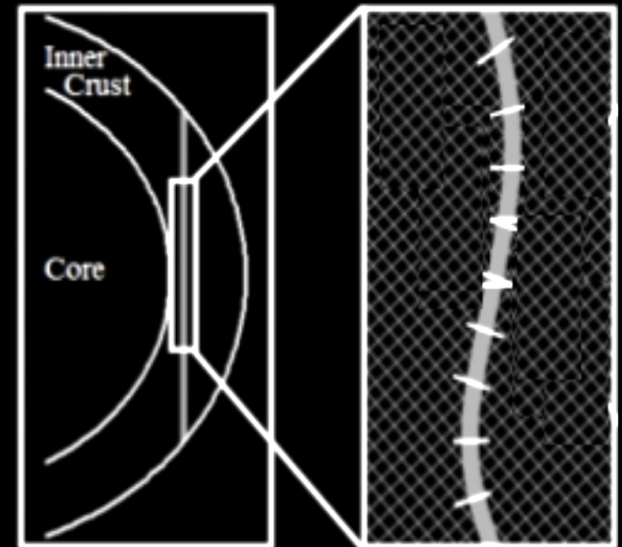


Vortices pass through the crustal lattice at their extremities...



Since the vortex core is normal (non-superfluid) it is energetically favorable to include normal matter (nuclei)

...and the line can pin to nuclei or defects (or interstitial vacancies)



# Glitch mechanism in the **two component model**

- The p-component follows the observed spin down of the pulsar (the B field!)
  - If vortex lines are pinned, the n-component cannot follow p...
    - ...a velocity lag builds up between n and p
  - Hydrodynamical effect: when the Magnus force = pinning force the vortex line unpins and due to dissipation processes is expelled from the interior → n loses angular momentum, p gains the same amount
- UNPINNING: local → vortex creep | GLOBAL → GLITCH


Simple facts: great ratio  $I_p / I_n$  → small glitches

Very efficient dissipation → fast spin-up

Mean inter glitch time ↔ spin-down rate

Post glitch increased spin-down

Long recovery timescale ↔ gradual re-coupling



# Glitch mechanism in the **two component model**

- The **p**-component follows the observed spin down of the pulsar (the **B** field!)
  - If vortex lines are **pinned**, the **n**-component cannot follow **p**...
    - ...a velocity lag builds up between **n** and **p**
  - - **Hydrodynamical effect**: when the **Magnus force = pinning force** the vortex line **unpins** and due to **dissipation** processes is **expelled** from the interior → **n** loses angular momentum, **p** gains the same amount
- UNPINNING: local → vortex creep | GLOBAL → GLITCH**


Simple facts: great ratio  $I_p / I_n \rightarrow$  small glitches

Very efficient dissipation → fast spin-up

Mean inter glitch time  $\leftrightarrow$  spin-down rate

Post glitch increased spin-down

Long recovery timescale  $\leftrightarrow$  gradual re-coupling of **n** to **p**



# Glitch mechanism in the **two component model**

- The **p**-component follows the observed spin down of the pulsar (the **B** field!)
- If **vortex lines are pinned**, the **n**-component cannot follow **p**...  
...a **velocity lag builds up** between **n** and **p**
- **Hydrodynamical effect**: when the **Magnus force = pinning force**  
the vortex line **unpins** and due to **dissipation** processes is **expelled**  
from the interior  $\rightarrow$  **n** loses angular momentum, **p** gains the same amount  
**UNPINNING: local  $\rightarrow$  vortex creep | GLOBAL  $\rightarrow$  GLITCH**


**Simple facts:** great ratio  $I_p / I_n \rightarrow$  small glitches

Very efficient dissipation  $\rightarrow$  fast spin-up

Mean inter glitch time  $\leftrightarrow$  spin-down rate

After the glitch: increased spin-down  $\rightarrow$  **n** decoupled

Long recovery timescale  $\leftrightarrow$  gradual re-coupling of **n** to **p**





# Use astrophysics to constrain nuclear physics

Neutron star masses can be deduced from binary dynamics.

Inferred masses tend to lie in a relatively narrow range, around 1.4 solar masses. Most of these systems do not constrain nuclear physics (much).

The 3.15 ms pulsar J1614-2230 is an exception.

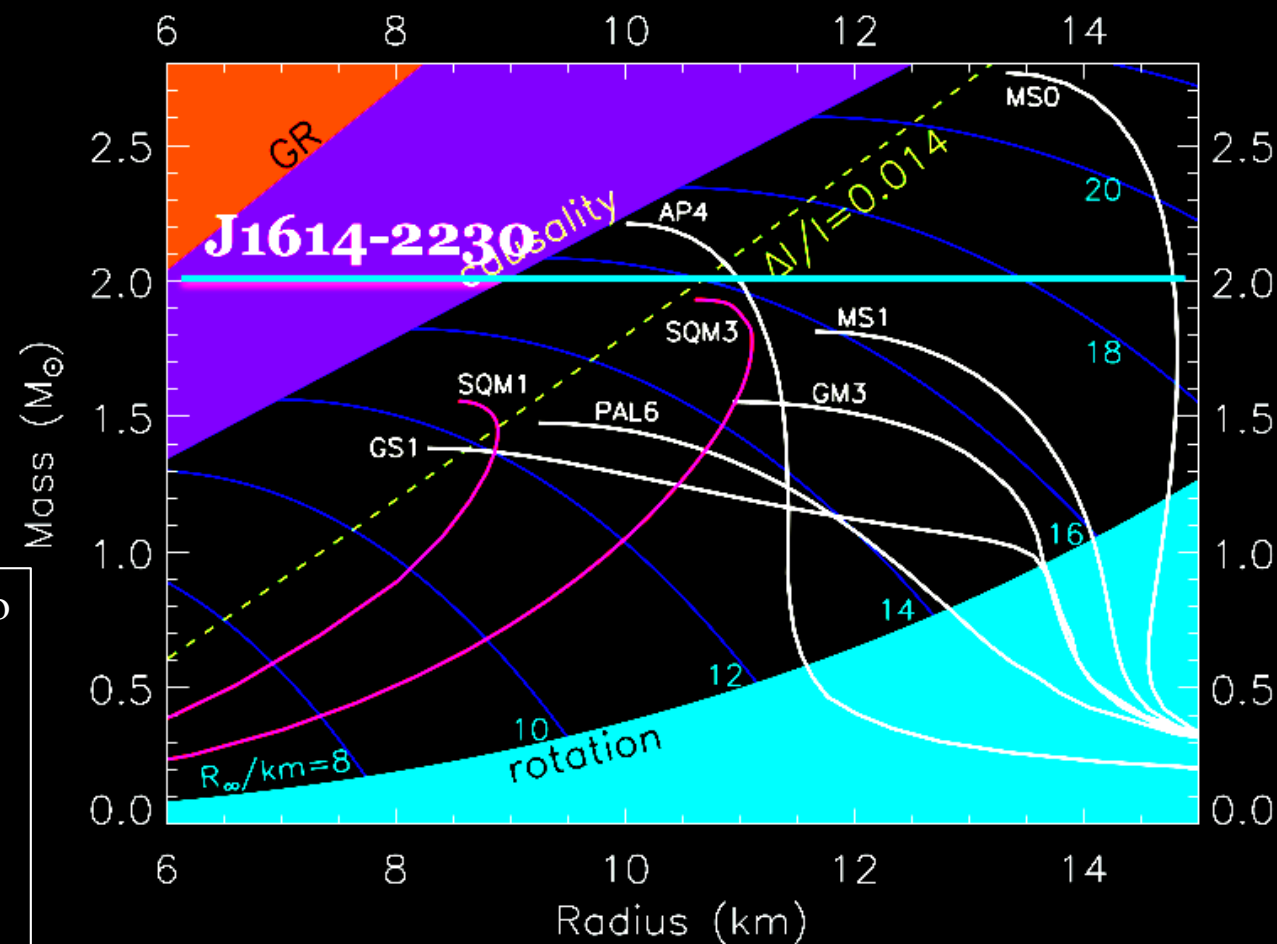
Observed Shapiro time delay yields edge-on inclination.

The inferred pulsar mass is  $1.97 \pm 0.04 M_{\odot}$ .

Constrains the presence of softening components, like hyperons or deconfined quarks.

To date, glitch models and observations do not constrain  $M(R)$  relation... but we are fortunate that we have at disposition a steadily increasing set of timing data.

Next spin up resolution ?



# PULSAR GLITCHES...

## ...& NS STRUCTURE

A good macroscopic model for pulsar glitches should explain:

- The great variety of observed behaviors for different pulsars
  - THE INTERNAL STRUCTURE PLAYS A ROLE !
  - try to identify the important quantities:  $M$ ,  $B$ ,  $T$ ...
    - ...that constitute the ID-card of the pulsar
- Glitches in a single pulsar...
  - ...involve two different timescales: (fast) spin-up Vs (slow) recovery
  - ...are not periodic! (Vela ~ QUASI periodic)
  - ...can have different amplitudes and recoveries!
    - DYNAMICAL ASPECT OF THE PROBLEM !
- We cannot predict that a glitch is going to occur...
  - TRIGGER MECHANISM ? Proposals: starquake, fluid instability, SOC ?

# PULSAR GLITCHES...

## ...& NS STRUCTURE

A good macroscopic model for pulsar glitches should explain:

- The great variety of observed behaviors for different pulsars
  - THE INTERNAL STRUCTURE PLAYS A ROLE !
  - try to identify the important quantities:  $M$ ,  $B$ ,  $T$ ...  
...that constitute the ID-card of the pulsar

- Glitches in a single pulsar...

...involve two different timescales: (fast) spin-up Vs (slow) recovery

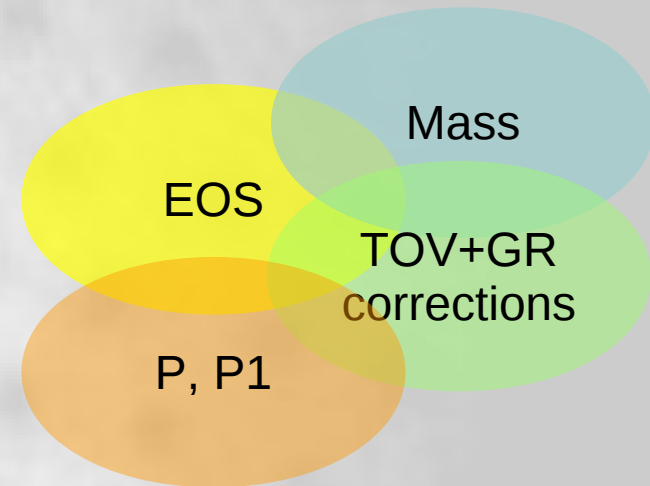
...are not periodic! (Vela ~ QUASI periodic)

...can have different amplitudes and recoveries!

→ DYNAMICAL ASPECT OF THE PROBLEM !

- Glitches are manifestations of a vortex avalanche... SOC?

“Hydro” code  
cannot handle  
this!



Dynamical  
simulations

# PULSAR GLITCHES...

## ...& NS STRUCTURE

A good macroscopic model for pulsar glitches should explain:

- The great variety of observed behaviors for different pulsars
  - THE INTERNAL STRUCTURE PLAYS A ROLE !
  - try to identify the important quantities:  $M$ ,  $B$ ,  $T$ ...  
...that constitute the ID-card of the pulsar

- Glitches in a single pulsar...

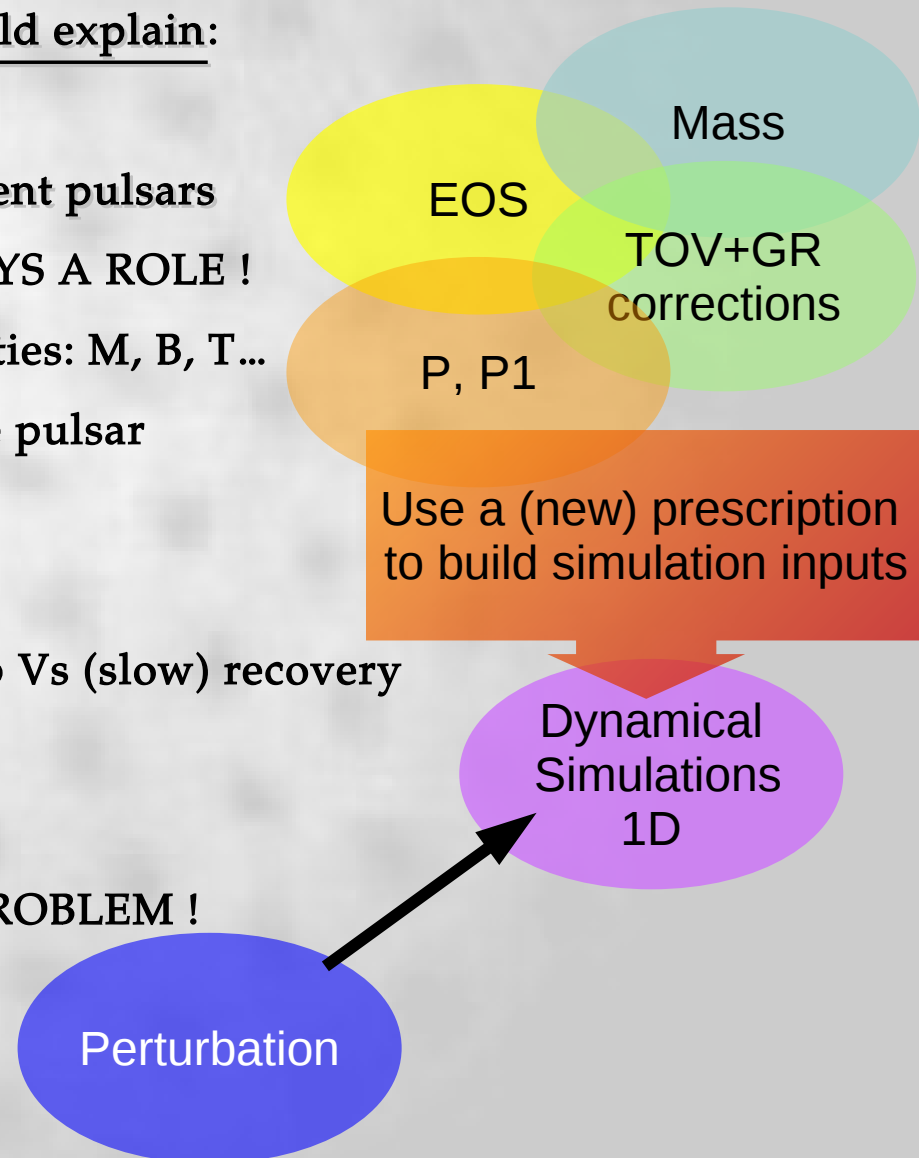
...involve two different timescales: (fast) spin-up Vs (slow) recovery

...are not periodic! (Vela ~ QUASI periodic)

...can have different amplitudes and recoveries!

→ DYNAMICAL ASPECT OF THE PROBLEM !

- Glitches are manifestations of a vortex avalanche:



# PULSAR GLITCHES...

## ...& NS STRUCTURE

A good macroscopic model for pulsar glitches should explain:

- The great variety of observed behaviors for different pulsars
  - THE INTERNAL STRUCTURE PLAYS A ROLE !
  - try to identify the important quantities:  $M$ ,  $B$ ,  $T$ ...  
...that constitute the ID-card of the pulsar

- Glitches in a single pulsar...

...involve two different timescales: (fast) spin-up Vs (slow) recovery

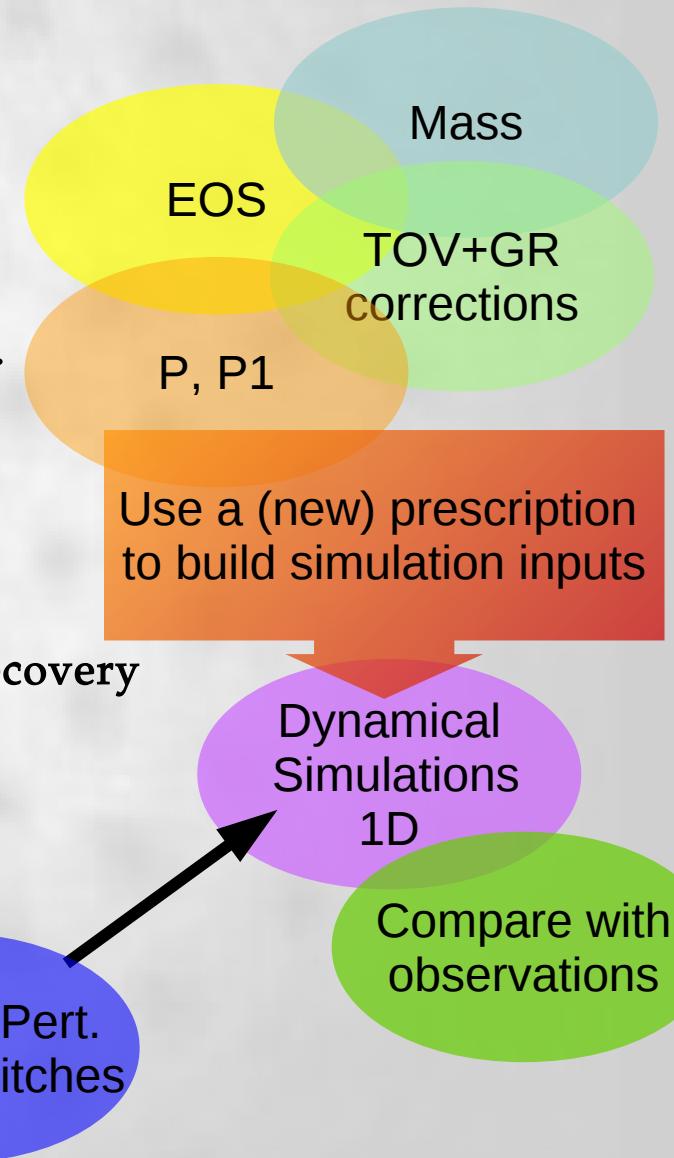
...are not periodic! (Vela ~ QUASI periodic)

...can have different amplitudes and recoveries!

→ DYNAMICAL ASPECT OF THE PROBLEM !

- Glitches are manifestations of a vortex avalanche:

Different Pert.  
Different glitches



# Conclusions & a little summary ;-)

A “neutron star” is the theoretical model that provides the natural scenario for our current understanding of pulsar phenomenology, from the pulse emission to timing irregularities, but also cooling observations :-)

The physical properties of NS are determined by the physics of dense and cold (degenerate) matter → unique possibility to study certain phases of the hadronic matter and the corresponding EOS :-)

Glitches → indirect way to probe NS structure(s)!

Strong clue for neutron superfluidity (this is widely accepted) :-)

Glitch modeling needs quite refined descriptions of the NS crust :-|

Trigger and dynamical aspects of vortex lines :-|

We need global and realistic models for the NS rotational dynamics,  
our hope :-| → :-|

Our model: → it's a simple way to account for many realistic aspects of NS :-)

→ fast spin-up and slow relaxation + glitch amplitude :-)

→ no vortex-vortex interaction :-|

→ axial symmetry of vortex configuration :-|

→ repinning of vortex lines (poorly understood) :-|

→ everything about vortex reconnection & vortex interactions :-|

For details: M. Antonelli, P. Pizzochero “Global equations with entrainment for differential pulsar rotation”

# Conclusions & a little summary ;-)

A “neutron star” is the theoretical model that provides the natural scenario for our current understanding of pulsar phenomenology, from the pulse emission to timing irregularities, but also cooling observations :-)

The physical properties of NS are determined by the physics of dense and cold (degenerate) matter → unique possibility to study certain phases of the hadronic matter and the corresponding EOS :-)

Glitches → indirect way to probe NS structure(s)!

Strong clue for neutron superfluidity (this is widely accepted) :-)

Glitch modeling needs quite refined descriptions of the NS crust :-|

Trigger and dynamical aspects of vortex lines :-|

We need global and realistic models for the NS rotational dynamics,  
our hope :-| → :-|

Our model: → it's a simple way to account for many realistic aspects of NS :-)  
→ fast spin-up and slow relaxation + glitch amplitude :-)  
→ no vortex-vortex interaction :-|  
→ axial symmetry of vortex configuration :-|  
→ repinning of vortex lines (poorly understood) :-|  
→ everything about vortex reconnection & vortex interactions :-|

For details: M. Antonelli, P. Pizzochero “Global equations with entrainment for differential pulsar rotation”

# Conclusions & a little summary ;-)

A “neutron star” is the theoretical model that provides the natural scenario for our current understanding of pulsar phenomenology, from the pulse emission to timing irregularities, but also cooling observations :-)

The physical properties of NS are determined by the physics of dense and cold (degenerate) matter → unique possibility to study certain phases of the hadronic matter and the corresponding EOS :-)

Glitches → indirect way to probe NS structure(s)!

Strong clue for neutron superfluidity (this is widely accepted) :-)

Glitch modeling needs quite refined descriptions of the NS crust :-|

Trigger and dynamical aspects of vortex lines :-|

We need global and realistic models for the NS rotational dynamics,  
our hope :-| → :-|

Our model: → it's a simple way to account for many realistic aspects of NS :-)

→ fast spin-up and slow relaxation + glitch amplitude :-)

→ no vortex-vortex interaction :-|

→ axial symmetry of vortex configuration :-|

→ repinning of vortex lines (poorly understood) :-|

→ everything about vortex reconnection & vortex interactions :-|

For details: M. Antonelli, P. Pizzochero “Global equations with entrainment for differential pulsar rotation”



# Conclusions & a little summary ;-)

A “neutron star” is the theoretical model that provides the natural scenario for our current understanding of pulsar phenomenology, from the pulse emission to timing irregularities, but also cooling observations :-)

The physical properties of NS are determined by the physics of dense and cold (degenerate) matter → unique possibility to study certain phases of the hadronic matter and the corresponding EOS :-)

Glitches → indirect way to probe NS structure(s)!

Strong clue for neutron superfluidity (this is widely accepted) :-)

Glitch modeling needs quite refined descriptions of the NS crust :-|

Trigger and dynamical aspects of vortex lines :-|

We need global and realistic models for the NS rotational dynamics,  
our hope :-| → :-|

Our model: → it's a simple way to account for many realistic aspects of NS :-)

→ fast spin-up and slow relaxation + glitch amplitude :-)

→ no vortex-vortex interaction :-|

→ axial symmetry of vortex configuration :-|

→ repinning of vortex lines (poorly understood) :-|

→ everything about vortex reconnection & vortex interactions :-|

For details: M. Antonelli, P. Pizzochero “Global equations with entrainment for differential pulsar rotation”

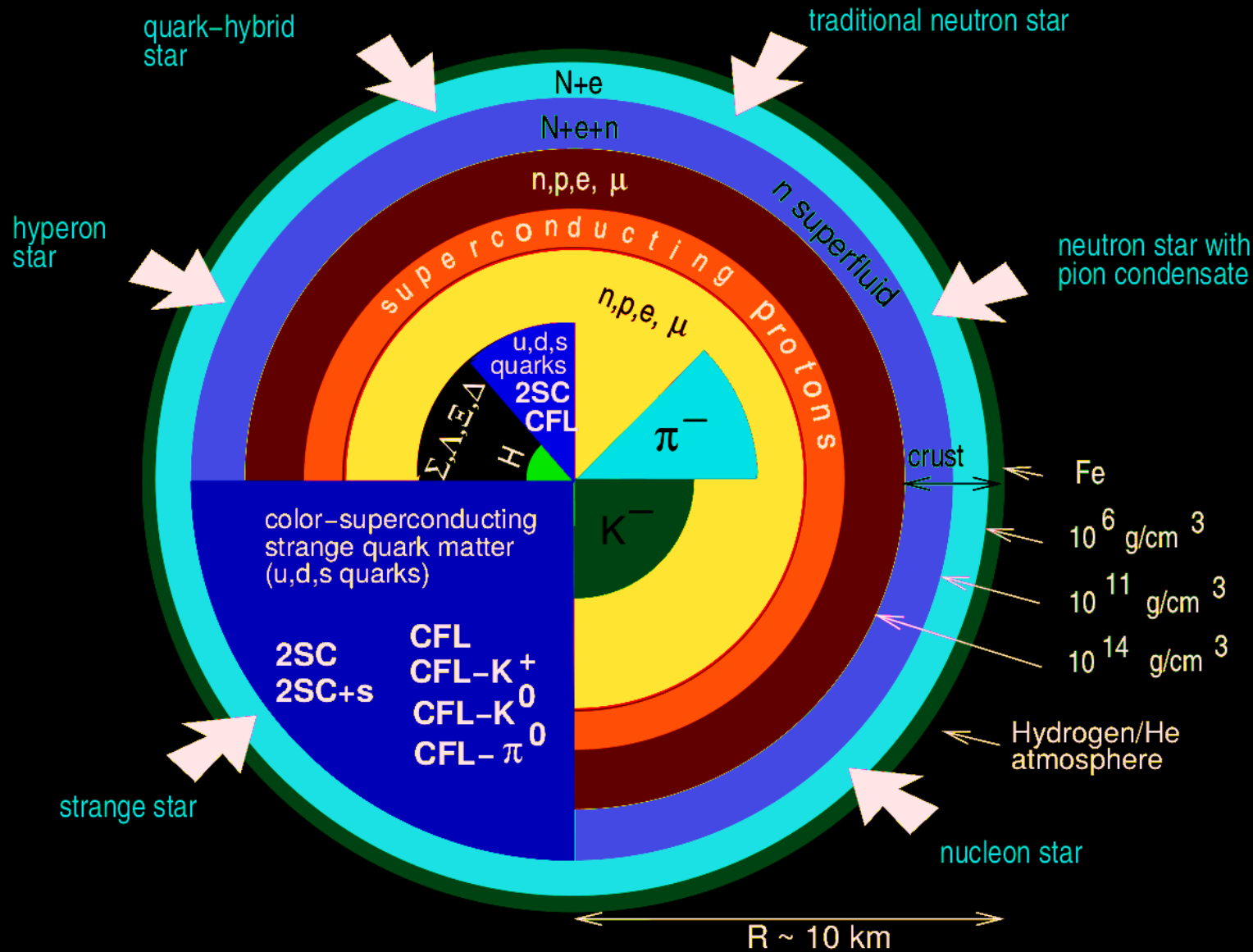


**Thanks for  
your attention!**

**Questions ?**

# Neutron star's **PHYSICS:**

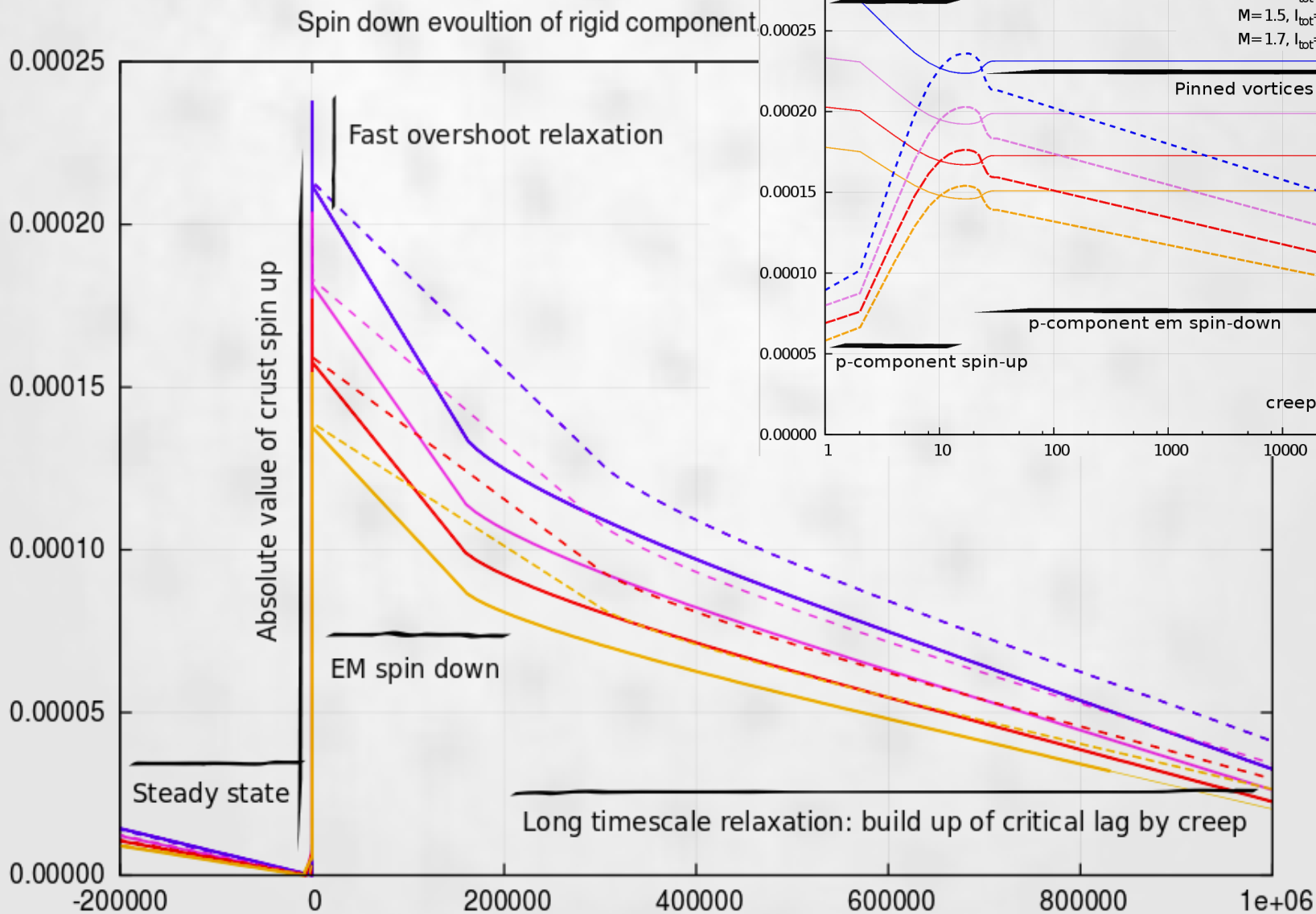
the stellar structure



Neutron star crust  $\sim 1\%$  mass,  $10\%$  radius

# PULSAR GLITCHES...

# ...& NS STRUCTURE



# What is a **PULSAR** ?

To date, more than 2300 pulsars have been identified, mostly in the radio band.

## **Some properties:**

The period range:  $P \sim 1.4 \text{ ms} \rightarrow \text{PSR J1748-2446ad}$

$P \sim 8.5 \text{ s} \rightarrow \text{PSR J2144-3933}$

**P increases gradually with time at a rate given by**

$$10^{-19} \lesssim \dot{P} = dP/dt \lesssim 10^{-12}$$

Note:  $\dot{P} \sim 10^{-16} \rightarrow$  delay of 1 second every 300 millions years (atomic clocks precision)

Millisecond pulsar  $\rightarrow$  pulsar clock

(But not really better than atomic clocks)

Each pulsar has a specific pulse profile  $\rightarrow$  "pulsar fingerprint"

Individual pulses vary dramatically. But the average is stable.

**We can infer B as (dipole model):  $B^2 \sim P \dot{P}$  (sanity check provided by  $\dot{P}^2$ )**

# GIANT GLITCHES:

## The clue for the vortex avalanche

Starquake: the rigid crust has to support stresses during the spin-down.

Suddenly the crust cracks:  $I \rightarrow I - dI$  (little change in the moment of inertia)

Conserve angular momentum:  $dv / v = dI / I \sim 2 dR / R$

We observe  $dv / v \sim 10^{-6}$   $\rightarrow$  for  $R \sim 10$  km we have  $dR \sim 1$  cm...

In energy terms, analogy with our planet:

– earthquake of 17 on Richter scale

– surface of the Earth moves by 15 m

BUT: modern astroseismology  $\rightarrow$  maximum amplitude for a vibrational mode  $\sim 0.1$  cm

... and for “static” mountains even less!  $\rightarrow$  Giant glitches are hardly explained by starquakes

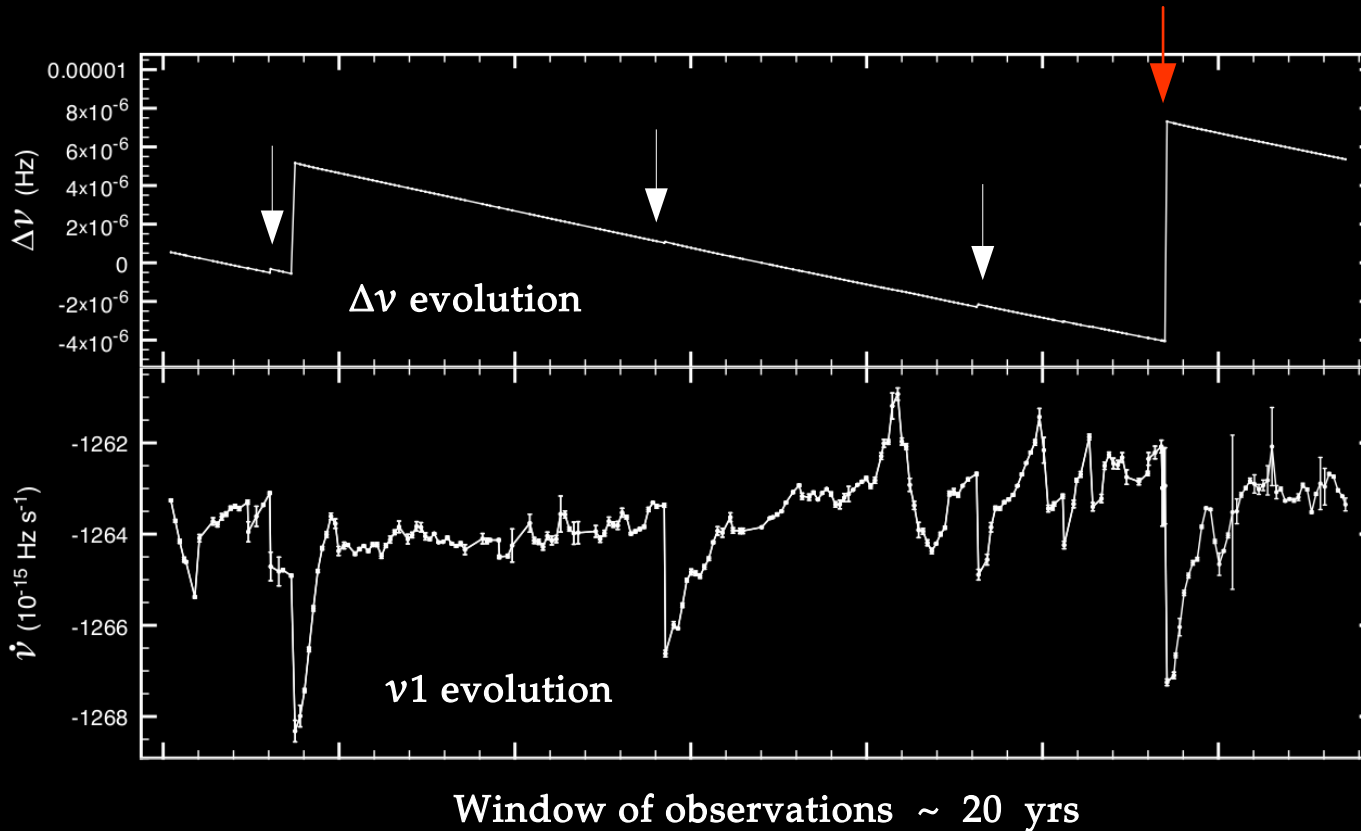
### Statistical study:

Distribution of glitch size  $\rightarrow$  power law

Distribution of waiting times  $\rightarrow$  Poissonian

Analysis of the glitch population ( $\sim 285$  events from 101 pulsars) demonstrates that the size distribution in individual pulsars is consistent with being scale invariant, as expected for an avalanche process.

# Example of a sequence of glitches in the young pulsar **PSR J0631+1036**



Glitches: appear as sharp spin-ups in frequency, superimposed on the long-term spin-down.

← **Frequency residuals  $\Delta\nu$**

← **The evolution of the spin-down rate  $\nu\dot{1}$**

Timing noise is observed in the scattered  $\nu\dot{1}$  plot, where variations greatly exceed their statistical errors.

(from Espinoza)

$$P \sim 0.29 \text{ s} \leftrightarrow \nu \sim 3.47 \text{ Hz}$$

$$P\dot{1} \sim 1.05 \cdot 10^{-13} \leftrightarrow \nu\dot{1} \sim -1.26 \cdot 10^{-12} \text{ Hz/s}$$

$$\Delta\nu \sim 10^{-7} \text{ Hz (small events indicated by arrows)}$$

$$\Delta\nu \sim 8 \cdot 10^{-6} \text{ Hz (red arrow)}$$

# Condensed **HISTORY** of **neutron stars**

1931 → Landau, Bohr and Rosenfeld discussed the existence of stars as dense as atomic nuclei

1932 → the neutron was discovered by James Chadwick.

1933 → Baade and Zwicky predicted the existence of neutron stars as supernova remnants:

*“With all reserve we advance that supernovae represent the transition from ordinary stars into neutron stars, which in their final states consist of extremely packed neutrons.”*

1937 → Gamow and Landau: accretion of matter onto a dense neutron core as a possible stellar energy source BUT very soon it was shown that stars are powered by thermonuclear reactions.

1939 → Tolman, Oppenheimer and Volkoff → equations for static spherical stars in GR.

'50s → Wheeler constructed the first realistic EoS of dense matter.

1959 → Migdal predicted NS superfluidity.

1967 → Franco Pacini: a NS can power the Crab nebula and could explain Hewish and Bell observations.

1969 → Radhakrishnan observed beamed radiation and the first glitch (both in Vela).

1971 → Second glitch in Vela ruled out Ruderman's idea of crustquakes.

1975 → Anderson & Itoh: seminal idea that glitches are triggered by the sudden unpinning of superfluid vortices in neutron-star crust.



Pacini



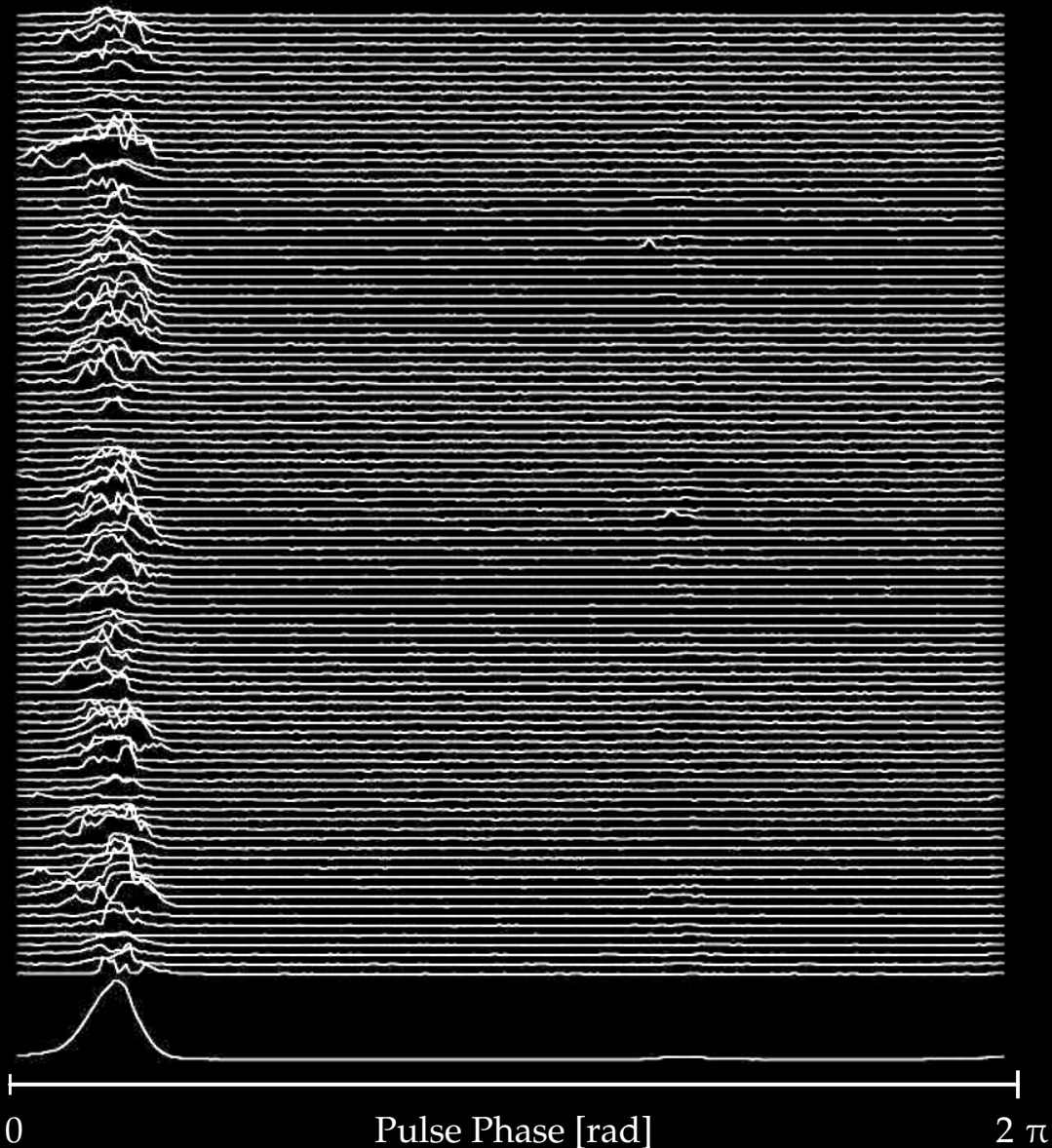
Baade



Zwicky



# Pulse shape: the pulsar **FINGERPRINT**



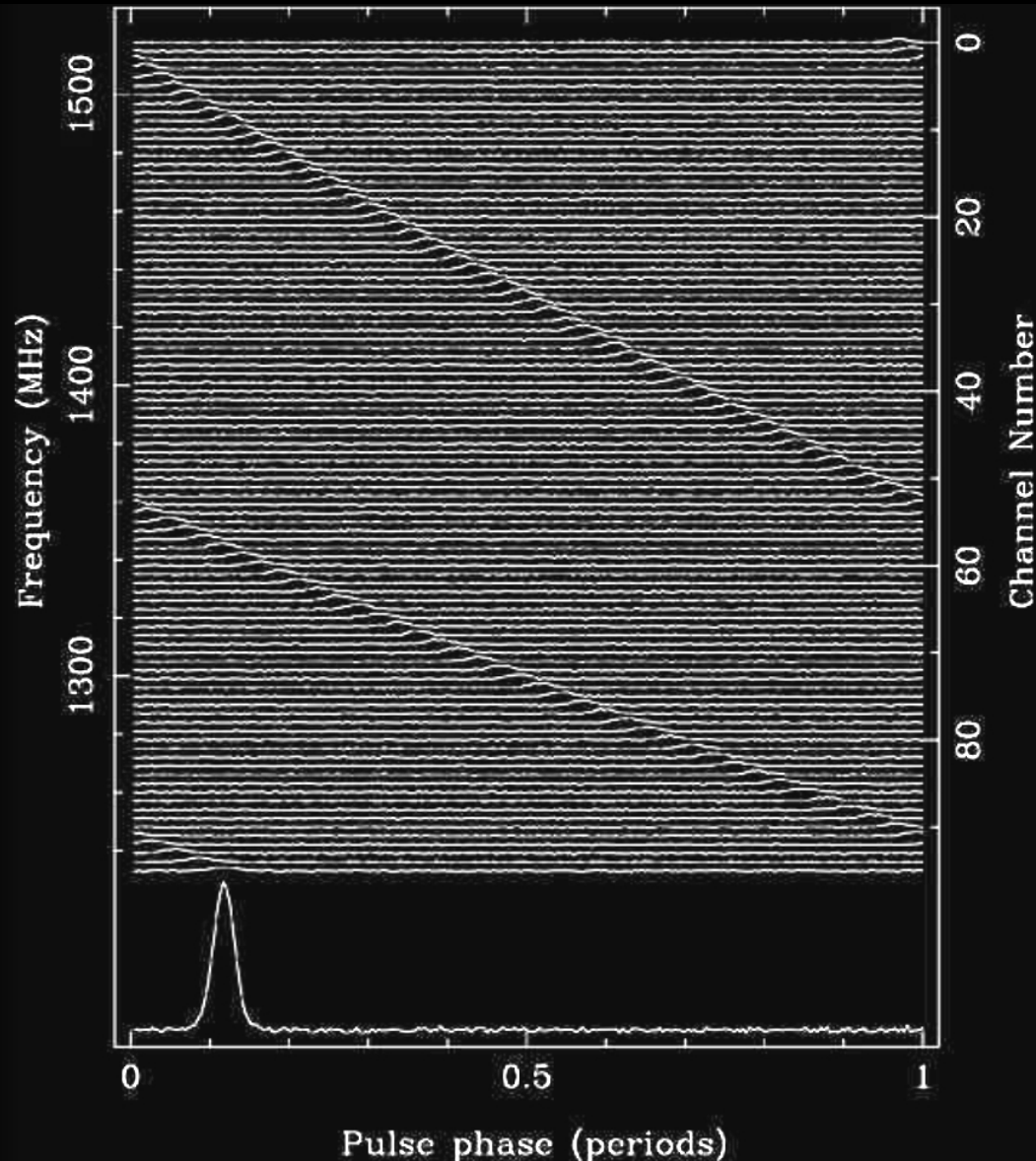
This is what you have to know if you like to listen to Joy Division:

**The individual pulses vary dramatically.** But the average over many pulses is remarkably stable and is specific to the pulsar.

Here you have  
100 single pulses from  
the pulsar PSRB0950+08

← **The pulse profile averaged over 5 minutes**  
(~ 1200 pulses)

# Pulse **DISPERSION**

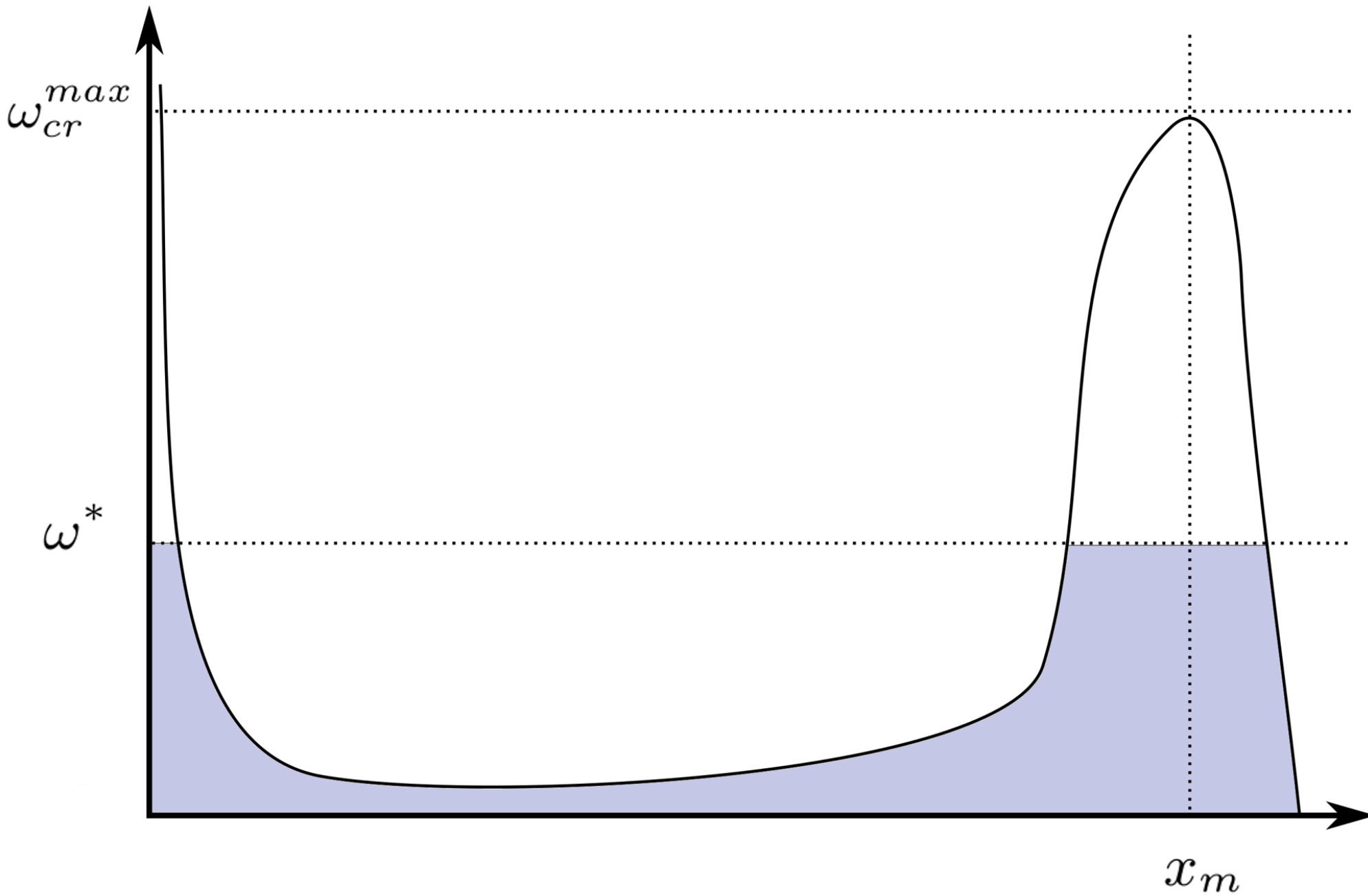


Pulses emitted at **lower EM frequencies** arrive **later** than those emitted at higher EM frequencies due to electrons in the interstellar medium.

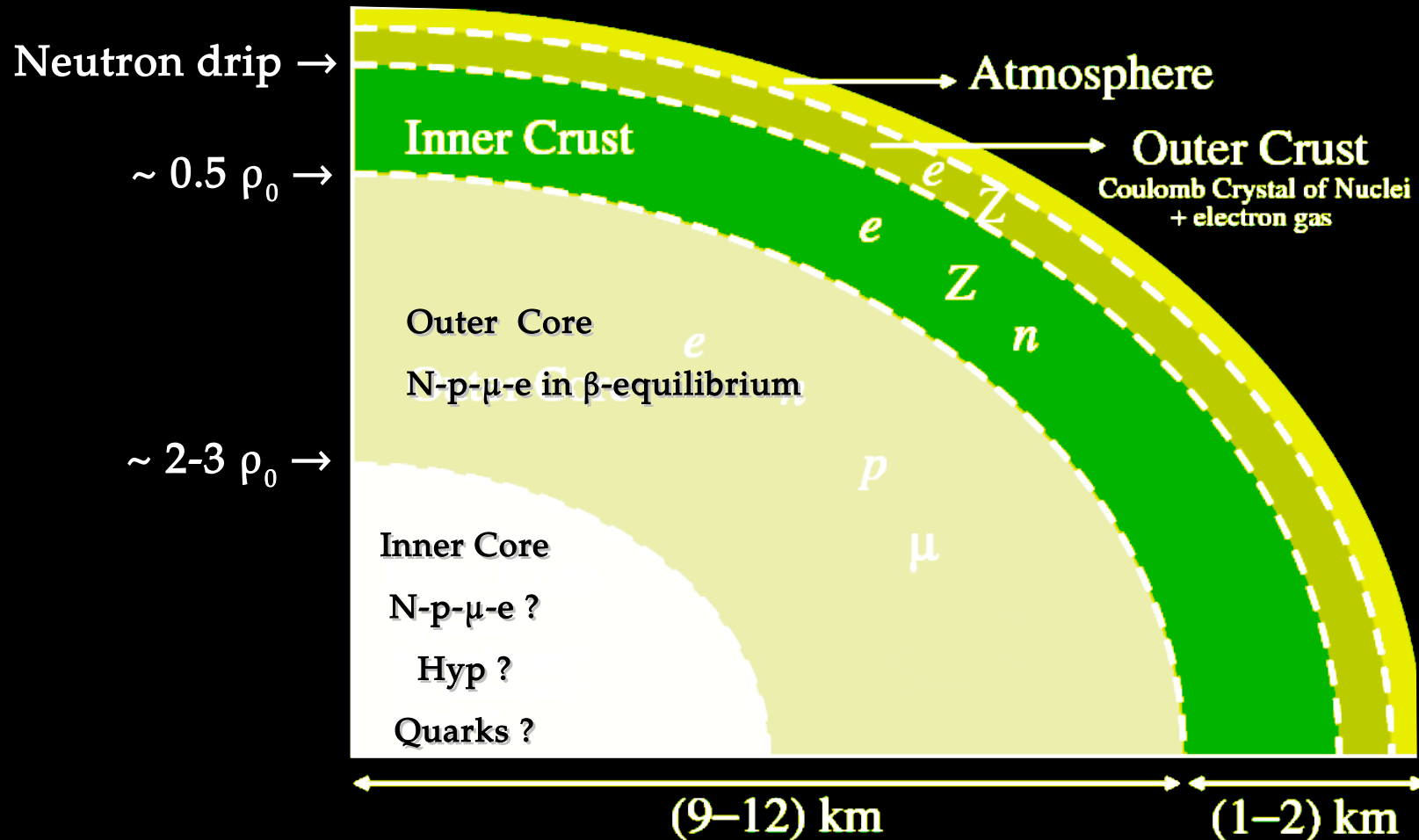
→ we can measure the difference in arrival times !

**This can be used to infer the distance of the source.**

You need to know the density of interstellar electrons integrated along the signal trajectory (the dispersion measure).



# Neutron star's **STRUCTURE** (without details!)

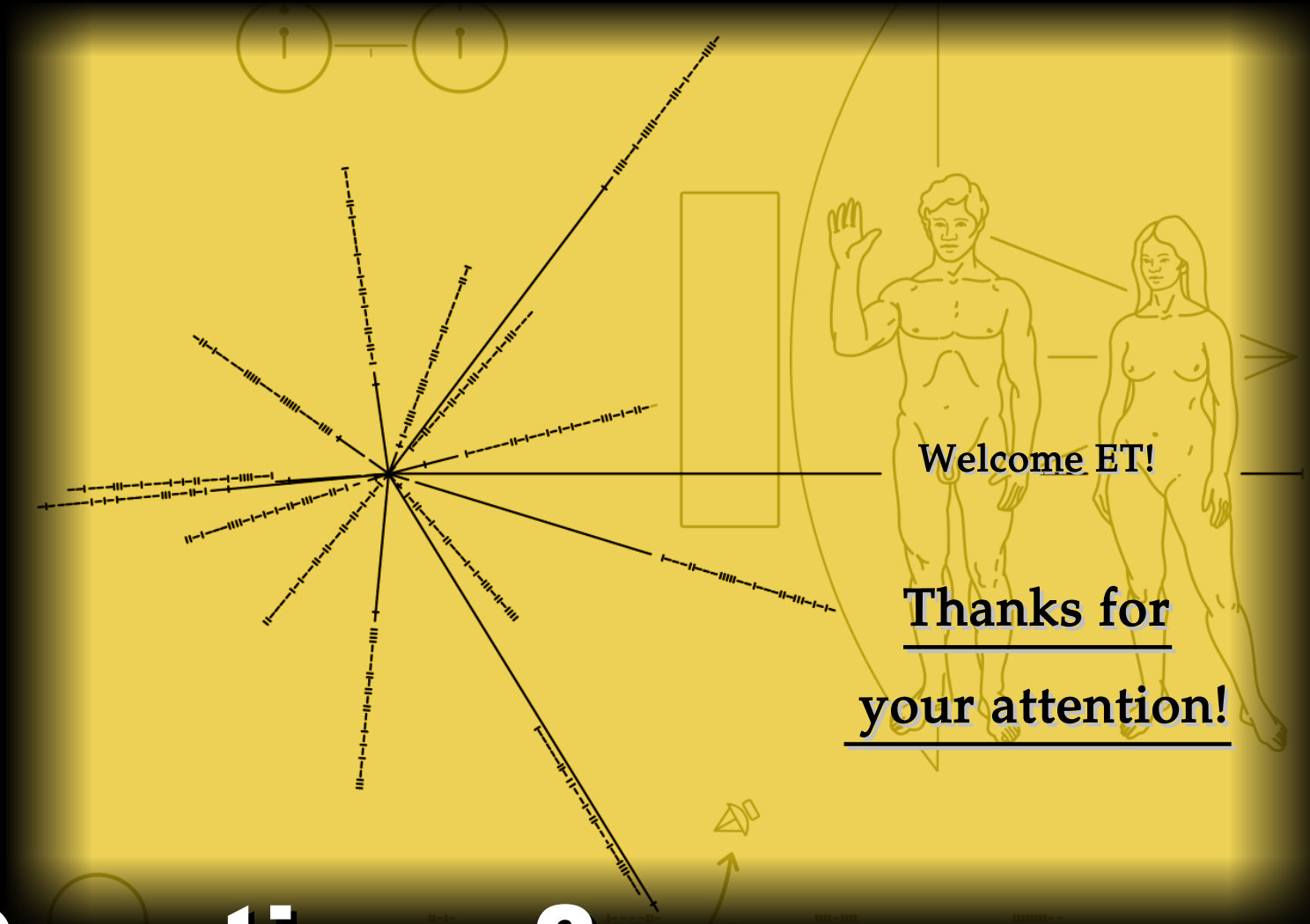


1-2 solar mass compressed inside a radius of about 10 km, a neutron star represents much extreme physics that cannot be tested in the laboratory.

Pulsar maps have been included on the two Pioneer Plaques.

Here we have the position of the Sun, relative to 14 pulsars...

... that are identified by their unique timing.



# Questions ?